

Add to your Book List via Librista App

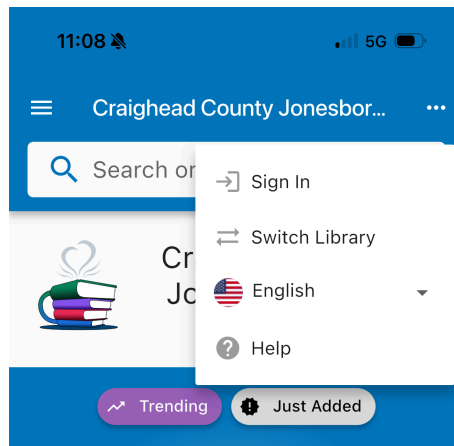
Librista can be used as an app on your phone or you can use librista on the web by visiting Librista.com

1. Download the Librista App from your phones app store.




2. Use the library locator to find "Craighead County Jonesboro Public Library".

3. Click the 3 dots in the top right corner and choose "sign in". Sign in using your library card number and the last 4 numbers of your phone number.

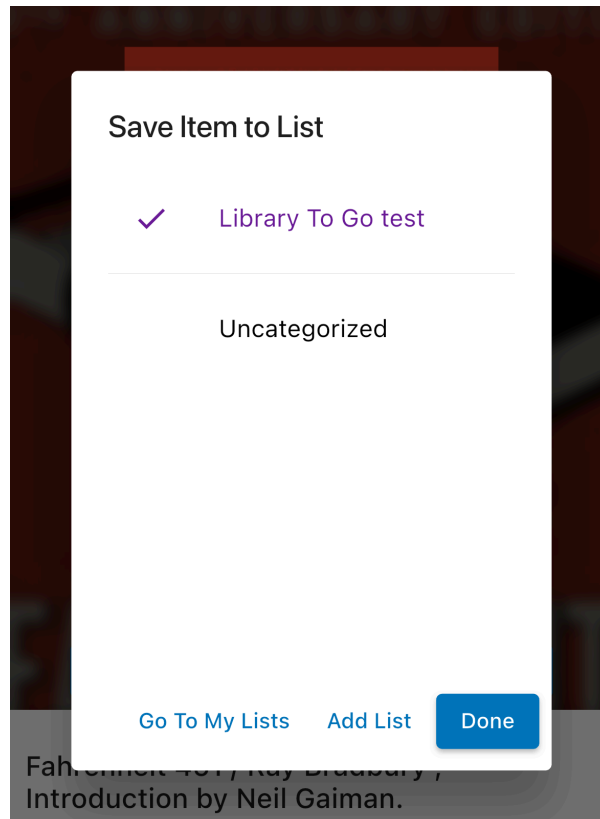


4. Select a book that you are interested in reading and click "Save" listed under the cover photo.



5. Select your “Library To Go” list and click “Done”.

Library staff cannot see books that are saved to your Temporary or Uncategorized list so be sure that you choose the Library To Go list each time.



Repeat this process for any book that you are interested in adding to your wishlist. Library staff will choose 4 available books from your list before each delivery so it is encouraged to have more than 4 options on your list at all times since availability varies.